

सूती वस्त्रों के लिए सूक्ष्मजीवविज्ञानी परीक्षण और परामर्श सेवाएँ

MICROBIOLOGICAL TESTING AND CONSULTANCY SERVICES FOR COTTON TEXTILES



भाकृअनुप- केंद्रीय कपास प्रौद्योगिकी अनुसंधान संस्थान
एडनवाला रोड, माटुंगा (पूर्व), मुंबई- 400 019.

ICAR-Central Institute for Research on Cotton Technology
Adenwala Road, Matunga (East), Mumbai 400019.



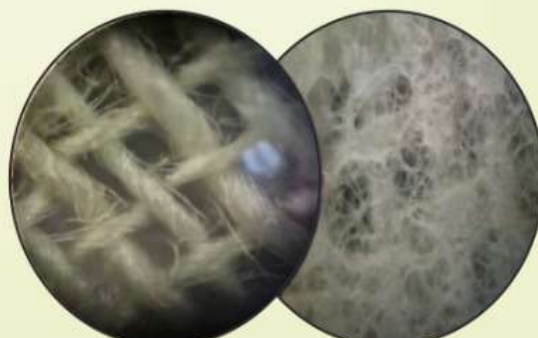
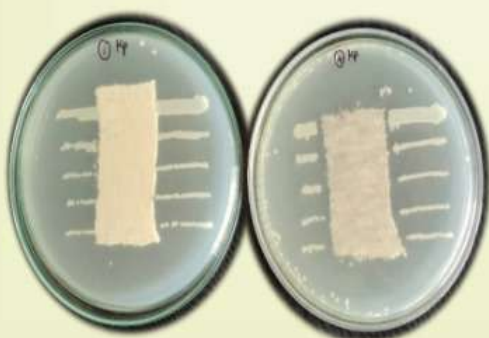
About the Institute

ICAR-CIRCOT is a premier institute of the Indian Council of Agricultural Research (ICAR), functioning under the Department of Agricultural Research and Education (DARE), Ministry of Agriculture and Farmers' Welfare, Government of India. The Institute undertakes research and development in cotton processing and value-addition technologies and has been a recognized leader for over a century in testing, standardization, and the development of test methods for diverse textile materials. Its Microbiology and Nanotechnology Section is equipped with state-of-the-art instruments related to cotton processing and testing. Under the direct supervision of scientists, well-qualified technical officers conduct tests in the field of microbiology. All testing instruments are properly calibrated and maintained, and the test methods used conform to international or national standards, or ICAR-CIRCOT's own validated procedures. Detailed information on test fees is available on the Institute's website: www.circot.icar.gov.in



I. Standard Tests for Assessment of Fabrics

No.	Title of test	Std	Method No.
1	Antibacterial (Qualitative) activity assessment of textile (Cotton and other fabrics) materials: Parallel streak method	AATCC	TM147-2011 (2016)e
2	Assessment of antibacterial (Quantitative) finishes on textile materials	AATCC	TM100-2019
3	Antifungal activity, assessment of textile materials: mildew and rot resistance of textile materials	AATCC	30-2004
4	Qualitative and quantitative antimicrobial (both antibacterial and antifungal) activity assessment of carpets	AATCC	TM174-2022e
5	Methods for detection and estimation of damage in cotton fabrics due to microorganisms	IS	1316-1984
6	Methods for testing cotton fabrics for resistance to attack by micro-organisms	IS	1389-1984



II. Standard Tests for Assessment of Fibre, Yarn and Cordage

No.	Title of test	Std	Method No.
1	Methods for detection and estimation of damage in cotton fibres due to microorganisms	IS	2964-1964
2	Methods for detection and estimation of damage in cotton yarn and cordage due to microorganisms (bacterial/fungal)	IS	1815-1985
3	Methods of testing cotton cordages for resistance to attack by microorganisms	IS	1386-1974

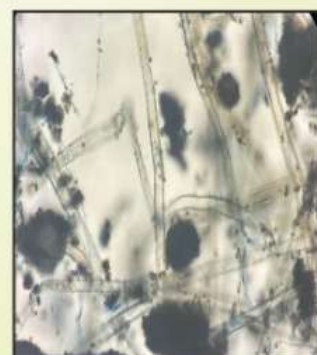
III. Standard Tests for Assessment of Non-Textile

No.	Title of test	Std	Method No.
1	Determining the Activity of Incorporated Antimicrobial Agents) In Polymeric or Hydrophobic Materials	ASTM	E 2180-07 (Reapproved 2012)
2	Determining the Antimicrobial Activity of Immobilized Antimicrobial Agents Under Dynamic Contact Conditions For paper, fabric and granular materials	ASTM	E 2149-13a

IV. Standard Tests for Analysis of Environmental samples (Water /Wastewater)

No.	Title of test	Std	Method No.
1	Dissolved Oxygen (DO)	IS	IS-3025 (Part-38): 1989
2	Estimation of Biological Oxygen Deman (BOD) in Textile/ Distillery effluents, leather industry	IS	IS-3025 (Part-44): 2023
3	Estimation of Chemical Oxygen Demand (COD) in Textile/ Distillery effluents, leather industry	IS	IS-3025 (Part-58): 2023

In addition to the above-mentioned tests, other tests and consultancies services may be customized as per client requirements within the scope of the expertise and facilities available at ICAR-CIRCOT.





Compiled by
Dr. Ajinath Dukare, Senior Scientist
Dr. N. Vigneshwaran, Principal Scientist and Head, CBPD

Contact Details
Dr. S. K. Shukla, Director
ICAR-Central Cotton Technological Research Institute, Mumbai - 400 019.
Website: www.circot.icar.gov.in, Email: director.circot@icar.org.in
Tel. No.: 022-24127273/24146002 Mob no: 9137582766



हर कदम, हर डगर
किसानों का हमसफर
भारतीय कृषि अनुसंधान परिषद

Agrisearch with a human touch



एक कदम स्वच्छता की ओर